

Clonal Diversity in an Expanding Community of Arctic *Salix* spp. and a Model for Recruitment Modes of Arctic Plants

Vladimir Douhovnikoff*§

Gregory R. Goldsmith†

Ken D. Tape‡

Cherrie Huang*

Nadine Sur* and

M. Syndonia Bret-Harte‡

*Department of Biology, Simmons College, Boston, Massachusetts 02115, U.S.A.

†Integrative Biology, University of California Berkeley, Berkeley, California 94720, U.S.A.

‡Institute of Arctic Biology, University of Alaska Fairbanks, Fairbanks, Alaska 99775, U.S.A.

§Corresponding author:

vlad@simmons.edu

DOI: 10.1657/1938-4246-42.4.406

Abstract

Rapid climate change in arctic environments is leading to a widespread expansion in woody deciduous shrub populations. However, little is known about the reproductive, dispersal, and establishment mechanisms associated with shrub expansion. It is assumed that harsh environmental conditions impose limitations on plant sexual reproduction in the Arctic, such that population survival and expansion is predominately a function of clonal recruitment. We present contrary evidence from microsatellite genetic data suggesting the prevalence of recruitment by seed. Further, we present a conceptual model describing modes of recruitment in relation to the abiotic environment. Climate change may be alleviating abiotic stress so that resources are available for more frequent recruitment by seed. Such changes have widespread implications for ecosystem structure and functioning, including species composition, wildlife habitat, biogeochemical cycling, and surface energy balance.

Introduction

Warming is occurring at an unprecedented pace in the Arctic, leading to changes in terrestrial ecosystem structure and function (Hinzman et al., 2005). Among these changes is a widespread increase in the area occupied by woody deciduous shrubs in arctic tundra, concurrent with an increase in land surface temperatures (Sturm et al., 2001; Stow et al., 2004; Tape et al., 2006). Increases in shrub biomass have been observed directly from ground studies (Chapin et al., 1995), repeat aerial photography (Tape et al., 2006) (Fig. 1), remote sensing imagery (Silapaswan et al., 2001), and in experimentally warmed tundra (Bret-Harte et al., 2001). Evidence for previous shrub expansion has also been observed in the paleoecological record, suggesting that expansion in response to a warmer climate may be a recurrent phenomenon (Anderson and Brubaker, 1994).

Little research has focused on the reproductive, dispersal, and establishment mechanisms (hereafter referred to as recruitment) associated with shrub expansion. Clonal growth is assumed to be the predominant mode of recruitment in the Arctic, where harsh abiotic conditions limit sexual recruitment (Bliss, 1959; Jónsdóttir et al., 1996). Clonal growth refers to a plant's expansion and maintenance via growth of new, potentially independent shoots (ramets). Many arctic plants are long-lived and demonstrate growth patterns consistent with clonal recruitment, thus promoting a widespread belief in the prevalence of this strategy (Bliss, 1971; Billings, 1974; Madan et al., 2007).

The relative contribution of clonal recruitment to arctic shrub expansion remains unknown. Here, we tested for evidence of clonal identity in a population of *Salix* spp. shrubs at an arctic site with a known history of woody shrub expansion. Specifically, we sought to (1) test the extent of clonal recruitment in an expanding community of arctic woody shrubs, and (2) propose a theoretical,

conceptual model depicting the balance of clonal and sexual recruitment in the Arctic that may be helpful in framing future work.

Methods

SITE DESCRIPTION

This study was conducted at Sagwon Bluffs (69°24'N, 148°38'W; elevation 262 m) adjacent to the Sagavanirktok River on the North Slope, Alaska. Vegetation at the site is composed of a high percent cover of deciduous woody shrubs (~38%) and mosses (~38%), with a smaller percent cover of graminoids (~10%), evergreen woody shrubs (~4%) and lichens (~4%) (Goldsmith and Tape, unpublished data). Average percent cover estimates indicate that *Salix* spp. accounts for approximately 16% of the total cover, *Alnus crispa* accounts for 6%, and the remaining shrub cover is comprised of *Betula nana* and *Vaccinium uliginosum*. *Salix* spp. in the arctic region are considered facultative clonal, capable of a range of growth forms including lateral roots with adventitious buds, as well as creeping stems. Previously established microsatellite primers designed and tested for willow species make *Salix* spp. an ideal genus in which to test clonal diversity of arctic expanding shrub populations (Barker et al., 2003; Stamati et al., 2003).

Repeat aerial photography identified the site as having expanded in deciduous woody shrubs over the past 50 years, increasing from 8 to 13% shrub cover (Tape et al., 2006).

LEAF GENETICS SAMPLING AND ANALYSIS

In August 2006, we placed two random transects on a toe slope (<10°) located between the bluffs and the river (Fig. 2).




FIGURE 1. Shrub expansion along the Sagavanirktok River on North Slope, Alaska. The old photo (top panel) was taken during the growing season of 1948 and has evidence of a recent snowfall (U.S. Geological Survey/U.S. Navy). The new photo (bottom panel) was taken during the growing season of 2001 (Ken Tape). Transects are indicated on both old and new photos.

Along each transect, 6×6 m grid plots were established at 20 m intervals and a leaf sample of *Salix* spp. was collected at 2 m grid intervals in each plot ($n = 160$ total samples). This spacing was considered adequate to capture clonal growth commensurate with the observed shrub expansion. Leaf samples were identified in the field per Hultén (1968) and frozen within 6 hours of collection until DNA extraction. *Salix* collections were found to consist of five species, including *S. pulchra* Cham., *S. glauca* L., *S. lanata* ssp. *richardsonii* (Hook.) A. Skvortz, *S. arbusculoides* Anderss., and *S. barclayi* Anderss.

Genomic DNA was extracted from leaves per Cullings (1992). Microsatellite markers (SSR) developed for a diverse group of willows by Barker et al., (2003) were used to genotype all samples and determine the extent of clonality (SB85, SB100, SB194). PCR included 5 ng DNA, 25 ng forward primer, 25 ng reverse primer, 200 μ m of each dNTP (Promega), 0.5 U Taq DNA polymerase (GibcoBRL), 20 mM Tris-HCl pH 8.4, 50 mM KCl, and 1.5 mM MgCl₂. Cycling conditions were 94°C/2 min; 35 cycles of 94°C/40 s, 54°C/1 min, 72°C/2 min; 72°C/20 min. Amplified DNA was analyzed according to PE Applied Biosystems protocols on an ABI Prism 3100 DNA Sequencing System using Genemapper software. Using PAUP 4.0 (Sinauer Associates) and GenoDive (Meirmans and Van Tienderen, 2004), genetic fingerprints were compared and clonal groups assigned per Douhovnikoff and Dodd (2003). In a preliminary test, a small number of markers

were found to have adequate resolving power for disproving clonality, which can be shown once genetic fingerprints do not match. Due to limitations in willow species' identification by morphometric traits, as well as wide phenotypic variation and hybridization (Hultén, 1968), all willows were treated as a group for testing of clonality. This should not impact results because we are only considering two conditions: (1) two samples have identical genetic fingerprints and are thus clonal, or (2) two samples have different genetic fingerprints and thus vary at the genotype, species, or higher level.

In a broad survey of references pertaining to arctic plant ecology, we also reviewed literature that offered a model for plant recruitment. For each reference, we identified the stated dominant mode of recruitment (clonal vs. sexual), and explored the empirical basis for the stated model.

Results

Molecular analysis of 160 leaf samples at a 2 m grid scale on 10 sites identified only 2 clonal genets (Fig. 2). On transect 1, only one out of 5 sites was identified as containing a clone, which was made up of two sample points (Table 1). On transect 2, only one out of 5 sites was identified as containing a clone, this time made

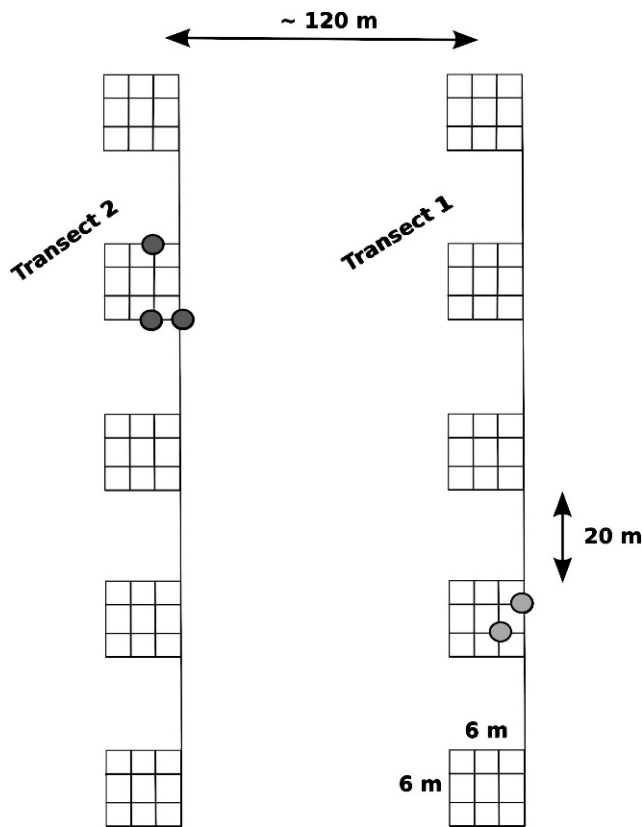


FIGURE 2. Sampling design and results of survey exploring the recruitment mode of arctic *Salix* spp. We established 10 plots at 20 m intervals on two random transects ~120 m apart. Sixteen leaf samples of *Salix* spp. were collected in each plot at 2 m grid intervals ($n = 160$ total samples). Filled circles represent detected ramets of a multi-ramet clone.

up of three sample points. The molecular markers showed that all other samples were genetically distinct and thus not clonal.

Percent distinguishable is a standard measure of clonal diversity (Ellstrand and Roose, 1987) calculated by dividing the number of genotypes detected by the number of samples taken. The lowest site percent distinguishable values were very high (0.88 and 0.94), and all others were entirely distinguishable (1.00).

In the field, we were unable to observationally distinguish individual seedlings. The average height of the shrub canopy across all plots was $32.2 \text{ cm} \pm 28.9 \text{ S.D.}$ The average density of shrubs was $1.7 \text{ individuals} \pm 0.7 \text{ S.D. per m}^2$. The average volume of a shrub (calculated as a cube using one height and two width measurements) was $0.143 \text{ m}^3 \pm 0.099 \text{ S.D.}$

In a review of over 175 references on arctic plant ecology, 61 specifically referred to the modes of plant recruitment in arctic communities. Of those references, all described clonal growth as being important or predominant and only 22 considered the role of sexual reproduction as a mode of recruitment. Eleven studies were identified wherein clonal growth was cited as a mode of recruitment based on empirical *in situ* data generated by the author (Table 2).

Discussion

Contrary to expectations, we found little evidence for clonality at a site with a known history of shrub expansion.

TABLE 1

Clonal diversity results for two transects with five sampling sites each. Genetic fingerprints were used to distinguish genotypes. Percent distinguishable, a standard measure of clonal diversity (Ellstrand and Roose, 1987), is calculated by dividing the number of genotypes detected by the number of samples taken.

Transect A	Site	n	Genotypes	Multi-ramet	
				clones	PD value
Transect A	1	16	16	0	1
	2	16	15	1	0.94
	3	16	16	0	1
	4	16	16	0	1
	5	16	16	0	1
Transect B	1	16	16	0	1
	2	16	16	0	1
	3	16	16	0	1
	4	16	14	1	0.88
	5	16	16	0	1

Although our results are limited in scope, it appears that sexual recruitment by seed is the predominant form of *Salix* spp. recruitment at this site and scale. This study represents one of the first to use molecular genetic markers to examine clonal diversity in arctic plant species. In a similar study, Steltzer et al. (2008) found equivalent results in *Salix arctica* plants sampled across multiple arctic sites. Such results demonstrate the need to reexamine the prevailing view of arctic plant recruitment, its emphasis on clonal growth, and associated climate change implications.

Important early work on arctic plants by authors such as Billings and Mooney (1968), Bliss (1971), Callaghan and Collins (1976), and Bell and Bliss (1980) established a general consensus that sexual reproduction is rare in the Arctic relative to clonal reproduction, but this assumption has seldom been tested. In our survey of citations addressing arctic plant recruitment, all described clonal growth as being important, and only 36% considered a role for sexual reproduction in recruitment. Yet, we found only 11 references where clonal growth is cited as a mode of recruitment based on empirical *in situ* data generated by the corresponding author (Table 2). These studies were limited to 9 plant species, of which 5 were in the same genus (*Carex* spp.). Furthermore, almost all of these studies used allozyme markers known to underestimate clonal diversity and thus overemphasize clonality (Honnay and Jacquemyn, 2008). Conversely, a growing body of literature demonstrates higher-than-expected levels of genetic diversity in many arctic plant populations presumed to be facultatively clonal, illustrating the potential importance of sexual recruitment (Gabrielsen and Brochmann, 1998, Schonswetter et al., 2008). While clonal growth plays a role in arctic plant ecology, further research is necessary to best clarify its extent and associated dynamics.

While environmental conditions of arctic and alpine zones are similar enough to support the same species, the body of work that permits direct comparisons of clonal plant reproductive dynamics is extremely limited. Based on cpDNA haplotypes of *Salix arctica*, Steltzer et al. (2008) proposed the possibility that sexual reproduction occurs more frequently in the Arctic than in alpine zones, but are more inclined to the argument that population isolation explains differences in genetic architecture. In contrast, Bauert (1996), describing high arctic, subarctic, and alpine *Polygonum viviparum* populations, found very similar genetic

TABLE 2

Eleven arctic studies identified where clonal growth is cited as a mode of recruitment based on empirical *in situ* data generated by the author.

Species	Identification method used	Level of clonal diversity found	Author	Year
<i>Betula glandulosa</i>	Allozyme	Low	Hermanutz et al.	1989
<i>Carex bigelowii</i>	Allozyme	Moderate	Jonsson et al.	1996
<i>Carex arctisibirica</i> , <i>C. ensifolia</i> , <i>C. stans</i>	Line intercept	Moderate	Jónsdóttir et al.	1999
<i>Carex ensifolia</i> , <i>C. stans</i>	RAPDs	Moderate	Jónsdóttir et al.	2000
<i>Carex bigelowii</i> , <i>C. ensifolia</i> , <i>C. lugens</i> , <i>C. stans</i>	Allozyme	Varied	Stenstrom et al.	2001
<i>Carex bigelowii</i> , <i>C. ensifolia</i> , <i>C. lugens</i> , <i>C. stans</i>	Excavation	NA	Stenstrom et al.	2002
<i>Polygonum viviparum</i>	Isozyme	Moderate	Bauert	1996
<i>Salix arctica</i>	Microsatellite	High	Steltzer et al.	2008
<i>Saxifraga cernua</i>	RAPDs	High/Moderate	Gabrielsen and Brochmann	1998
<i>Saxifraga cernua</i>	RAPDs & AFLP	Moderate	Kjolner et al.	2004
<i>Saxifraga cernua</i>	RAPDs	Moderate	Kjolner et al.	2006

structure across zones. Studies on clonal diversity in solely alpine and subarctic species are available and similarly describe a range of clonal diversity levels (McClintock and Waterway, 1993; Liu et al., 2009). For instance, Forbis (2003) described “evidence for the presence of a continuum from complete reliance on clonal reproduction to complete reliance on sexual reproduction.” Yet, it is questionable as to how germane these results are to arctic clonal plant reproductive dynamics due to differences such as the isolated nature of alpine zones.

Building on recent literature that suggests an important role for sexual reproduction (Gabrielsen and Brochmann, 1998; Alsos et al., 2007), we present a theoretical conceptual working model that can help direct future work. The model depicts the relationship between abiotic stress and arctic plant sexual recruitment over time (Fig. 3A). The model assumes that sexual recruitment in a given plant species is possible only when stress drops below some critical threshold. Even if these events may be extremely rare in the harsh abiotic environment of the Arctic, high observed genetic diversity can partially be explained by the longevity of clonal plants. In addition to testing the general

dynamics of the model, future work should also provide specific data on factors such as reproductive event duration and frequency, as well as the character of the environmental conditions that facilitate these events.

Many references in our literature survey cite a short growing season with cold temperatures and nutrient limitation—both abiotic stresses that generally increase with latitude—as the primary barriers to sexual recruitment by seed. In general, rising terrestrial surface temperatures and increased nutrient availability associated with global climate change are reducing arctic abiotic stress. Our model predicts that if this trend continues, arctic plant species will transition to a mode of recruitment by seed. An observed expansion and shift in plant boundaries, along with the limited data presented here, may be evidence that some species have already crossed this critical threshold. In order to test this, more extensive investigations of clonal diversity using molecular genetic markers need to be completed on more species. Assuming a threshold has been passed, the future trajectory and duration of this state is unknown (Fig. 3B). Plant recruitment models, such as the one proposed here, can play an important role in larger-scale efforts to understand the dynamics of global climate change.

Whether sexual recruitment in arctic plants is more prevalent than previously considered, or a transition to reproduction by seed is presently being mediated by climate change, the implications include greater gene flow, genetic crossing, and long-distance dispersal. Increased genetic diversity and mobility improves species ability to adapt to changing environmental conditions and to colonize new areas. While responses are likely species-specific, there may be a cumulative range of critical recruitment thresholds for arctic plant species. A drop in abiotic stress levels below this threshold range could result in a broad shift in plant community recruitment modes. The cumulative effect of such a shift would have widespread effects for community, ecosystem, and landscape level processes. As such, we stress the importance of additional work to elucidate the generality of our finding and its implication in the context of global change.

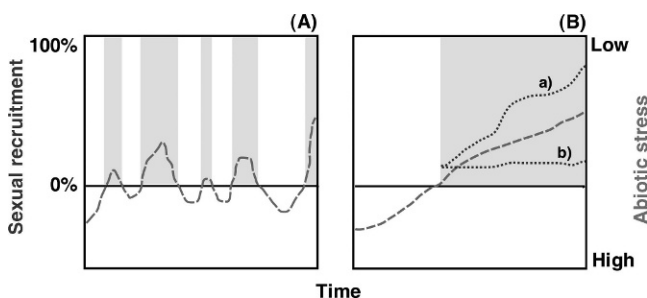


FIGURE 3. A proposed model representing the relationship between abiotic stress and plant recruitment over time. Abiotic stress is represented by the (theoretical) dashed line. The solid horizontal line represents a theoretical threshold where abiotic stress is sufficiently low to permit sexual recruitment ($>0\%$). (A) Gray areas correspond to periods of sexual recruitment and represent all possible values above zero. (B) Under current global climate change, abiotic stress will likely be reduced by increasing temperature and nutrient availability. Two of many hypothetical scenarios include (a) continued increase in successful recruitment in synchrony with diminishing stress and (b) saturation and stabilization of the extent of sexual reproduction. Each species will have its own threshold and response to reduced stress.

Acknowledgments

This work was funded by an Arctic Institute of North America Grant-In-Aid and an NSF Graduate Research Fellowship to G. R. Goldsmith and by NSF DEB 0516509. We thank L. Brosius and P. M. Ray for assistance in the field. L. Gough, M. Power, and M. Hutchings provided constructive feedback.

References Cited

- Alsos, I. G., Eidesen, P. B., Ehrich, D., Skrede, I., Westergaard, K., Jacobsen, G. H., Landvik, J. Y., Taberlet, P., and Brochmann, C., 2007: Frequent long-distance plant colonization in the changing Arctic. *Science*, 316: 1606–1609.
- Anderson, P. M., and Brubaker, L. B., 1994: Vegetation history of northcentral Alaska: a mapped summary of late-Quaternary pollen data. *Quaternary Science Review*, 13: 71–92.
- Barker, J. H., Pahlich, A., Trybush, S. K., Edwards, J., and Karpis, A., 2003: Microsatellite markers for diverse *Salix* species. *Molecular Ecology Notes*, 3: 4–6.
- Bauert, M., 1996: Genetic diversity and ecotypic differentiation in arctic and alpine populations of *Polygonum viviparum*. *Arctic and Alpine Research*, 28: 190–195.
- Bell, K. L., and Bliss, L. C., 1980: Plant reproduction in high arctic environments. *Arctic and Alpine Research*, 12: 1–10.
- Billings, W. D., 1974: Arctic and alpine vegetation: plant adaptations to cold summer climates. In Ives, J. D., and Barry, R. D. (eds.), *Arctic and Alpine Environments*. London, England: Methuen, 403–443.
- Billings, W. D., and Mooney, H. A., 1968: Ecology of arctic plants. *Biological Reviews of the Cambridge Philosophical Society*, 43: 481–529.
- Bliss, L. C., 1959: Seed germination in arctic and alpine species. *Arctic*, 11: 180–188.
- Bliss, L. C., 1971: Arctic and alpine plant life cycles. *Annual Review of Ecology, Evolution, and Systematics*, 2: 405–438.
- Bret-Harte, M. S., Shaver, G. R., Zoerner, J. P., Johnstone, J. F., Wagner, J. L., Chavez, A. S., Gunkelman, R. F., IV, Lippert, S. C., and Laundre, J. A., 2001: Developmental plasticity allows *Betula nana* to dominate tundra subjected to an altered environment. *Ecology*, 82: 18–32.
- Callaghan, T. V., and Collins, N. J., 1976: Strategies of growth and population dynamics of tundra plants. *Oikos*, 27: 383–388.
- Chapin, F. S., III, Shaver, G. R., Giblin, A. E., Nadelhoffer, K. J., and Laundre, J. A., 1995: Responses of arctic tundra to experimental and observed changes in climate. *Ecology*, 76: 694–711.
- Cullings, K., 1992: Design and testing of a plant-specific PCR primer for ecological and evolutionary studies. *Molecular Ecology*, 1: 233–244.
- Douhovnikoff, V., and Dodd, R. S., 2003: Intra-clonal variation and a similarity threshold for identification of clones: application to *Salix exigua* using AFLP molecular markers. *Theoretical and Applied Genetics*, 106: 1307–1315.
- Ellstrand, N. C., and Roose, M. L., 1987: Patterns of genotypic diversity in clonal plant species. *American Journal of Botany*, 74: 123–131.
- Forbis, T. A., 2003: Seedling demography in an alpine ecosystem. *American Journal of Botany*, 90: 1197–1206.
- Gabrielsen, T. M., and Brochmann, C., 1998: Sex after all: high levels of diversity detected in the arctic clonal plant *Saxifraga cernua* using RAPD markers. *Molecular Ecology*, 7: 1701–1708.
- Hermanutz, L. A., Innes, D., and Weis, I., 1989: Clonal structure of arctic dwarf birch (*Betula glandulosa*) at its northern limit. *American Journal of Botany*, 76: 755–761.
- Hinzman, L. D., Bettez, N. D., Bolton, W. R., Chapin, F. S., Dyrgerov, M. B., Fastie, C. L., Griffith, B., Hollister, R. D., Hope, A., Huntington, H. P., Jensen, A. M., Jia, G. J., Jorgenson, T., Kane, D. L., Klein, D. R., Kofinas, G., Lynch, A. H., Lloyd, A. H., McGuire, A. D., Nelson, F. E., Oechel, W. C., Osterkamp, T. E., Racine, C. H., Romanovsky, V. E., Stone, R. S., Stow, D. A., Sturm, M., Tweedie, C. E., Vourlitis, G. L., Walker, M. D., Walker, D. A., Webber, P. J., Welker, J. M., Winker, K. S., and Yoshikawa, K., 2005: Evidence and implications of recent climate change in northern Alaska and other arctic regions. *Climatic Change*, 72: 251–298.
- Honnay, O., and Jacquemyn, H., 2008: A meta-analysis of the relation between mating system, growth form and genotypic diversity in clonal plant species. *Evolutionary Ecology*, 22: 299–312.
- Hultén, E., 1968: *Flora of Alaska and Neighboring Territories*. Stanford, California: Stanford University Press.
- Jónsdóttir, I., Callaghan, T., and Headley, A., 1996: Resource dynamics within arctic clonal plants. *Ecological Bulletin*, 45: 53–64.
- Jónsdóttir, I., Virtanen, R., and Kärnefelt, I., 1999: Large-scale differentiation and dynamics in tundra plant populations and vegetation. *Ambio*, 28: 230–238.
- Jónsdóttir, I., Augner, M., Fagerström, T., Persson, H., and Stenström, A., 2000: Genet age in marginal populations of two clonal *Carex* species in the Siberian Arctic. *Ecography*, 23: 402–412.
- Jonsson, B., Jónsdóttir, I., and Cronberg, N., 1996: Clonal diversity and allozyme variation in populations of the arctic sedge *Carex bigelowii* (Cyperaceae). *The Journal of Ecology*, 84: 449–459.
- Kjolner, S., Sastad, S. M., Taberlet, P., and Brochmann, C., 2004: Amplified fragment length polymorphism versus random amplified polymorphic DNA markers: clonal diversity in *Saxifraga cernua*. *Molecular Ecology*, 13: 81–86.
- Kjolner, S., Sastad, S. M., and Brochmann, C., 2006: Clonality and recombination in the arctic plant *Saxifraga cernua*. *Botanical Journal of the Linnean Society*, 152: 209–217.
- Liu, W. S., Wei, W., and Dong, M., 2009: Clonal and genetic diversity of *Carex moorcroftii* on the Qinghai-Tibet plateau. *Biochemical Systematics and Ecology*, 37: 370–377.
- Madan, N. J., Deacon, L. J., and Robinson, C. H., 2007: Greater nitrogen and/or phosphorous availability increase plant species' cover and diversity at a high arctic polar semidesert. *Polar Biology*, 30: 559–570.
- McClintock, K. A., and Waterway, M. J., 1993: Patterns of allozyme variation and clonal diversity in *Carex lasiocarpa* and *C. pellita* (Cyperaceae). *American Journal of Botany*, 80: 1251–1263.
- Meirmans, P. G., and Van Tienderen, P. H., 2004: Genotype and Genodive: two programs for analysis of genetic diversity of asexual organisms. *Molecular Ecology Notes*, 4: 792–794.
- Schonswetter, P., Elven, R., and Brochmann, C., 2008: Trans-Atlantic dispersal and large-scale lack of genetic structure in the circumpolar, arctic-alpine sedge *Carex bigelowii* (Cyperaceae). *American Journal of Botany*, 95: 1006–1014.
- Silapaswan, C. S., Verbyla, D. L., and McGuire, A. D., 2001: Land cover change on the Seward Peninsula: the use of remote sensing to evaluate the potential influences of climate warming on historical vegetation dynamics. *Canadian Journal of Remote Sensing*, 27: 542–554.
- Stamati, K., Blackie, S., Brown, J. S. W., and Russell, J., 2003: A set of polymorphic SSR loci for subarctic willow (*Salix lanata*, *S. lapponum* and *S. herbacea*). *Molecular Ecology Notes*, 3: 280–282.
- Steltzer, H., Hufbauer, R. A., Welker, J. M., Casalis, M., Sullivan, P. F., and Chimner, R., 2008: Frequent sexual reproduction and high intraspecific variation in *Salix arctica*: implications for a terrestrial feedback to climate change in the High Arctic. *Journal of Geophysical Research*, 113: article G03S10.
- Stenstrom, A., Jonsson, B., and Jónsdóttir, I., 2001: Genetic variation and clonal diversity in four clonal sedges (*Carex*) along the arctic coast of Eurasia. *Molecular Ecology*, 10: 497–513.
- Stenstrom, A., Jónsdóttir, I., and Augner, M., 2002: Genetic and environmental effects on morphology in clonal sedges in the Eurasian Arctic. *American Journal of Botany*, 89: 1410–1421.

- Stow, D. A., Hope, A., McGuire, D., Verbyla, D., Gamon, J., Huemmrich, F., Houston, S., Racine, C., Sturm, M., Tape, K., Hinzman, L., Yoshikawa, K., Tweedie, C., Noyle, B., Silapaswan, C., Douglas, D., Griffith, B., Jia, G., Epstein, H., Walker, D., Daeschner, S., Petersen, A., Zhou, L. M., and Myneni, R., et al. (2004). Remote sensing of vegetation and land-cover change in arctic tundra ecosystems. *Remote Sensing of Environment*, 89: 281–308.
- Sturm, M., Racine, C., and Tape, K., 2001: Increasing shrub abundance in the Arctic. *Nature*, 411: 546–547.
- Tape, K. D., Sturm, M., and Racine, C., 2006: The evidence for shrub expansion in northern Alaska and the pan-Arctic. *Global Change Biology*, 12: 686–702.

MS accepted May 2010